


IRT: Your Student's Technology Partner at Rowan University



Top Resources for Students

- Banner
- Blackboard
- RowanSecure & RowanDevice networks
- Rowan Gmail and Google Apps for Students
- Home Directory & Openarea
- Streaming TV
- Student Printing

Rowan Banner ID vs. Network Username



Network Username & Password

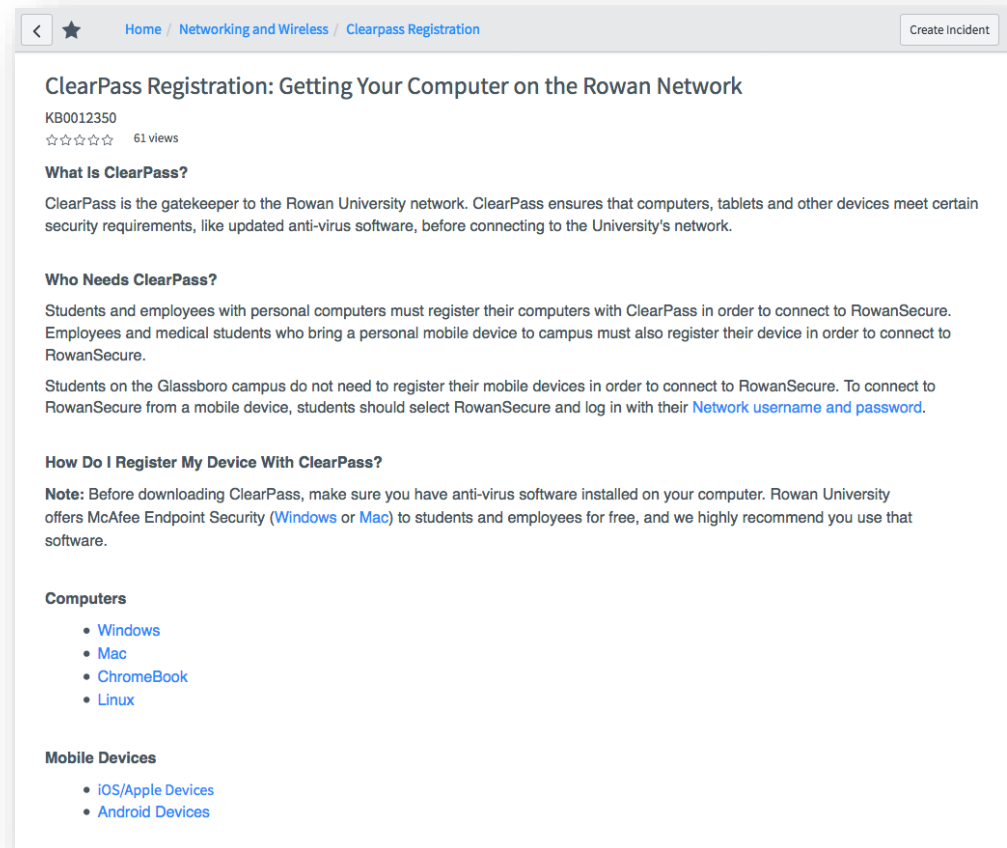
- RowanSecure wireless
- Student email
- Blackboard
- ProfLink
- Rowan Success Network
- Lynda.com training

Banner ID & PIN

- **Self-Service Banner**
 - Transfer Credit Report
 - Course Registration
 - Emergency Contacts
 - Bookstore Order
 - Financial Aid
 - Bursar Services
 - GRAD
 - My Housing

RowanSecure Wireless Network

- Must have up-to-date anti-virus software installed (you can download for free from Rowan) and authenticate through ClearPass app
- Use your Network username and password as WiFi username and password



To download ClearPass, visit rowan.edu/go/connect and select the link for your operating system.

RowanDevice Wireless Network

The RowanDevice wireless network is for connecting your game console or entertainment device, such as Roku or Apple TV, to the Rowan Network.

Devices must be registered on the network once they have been connected to RowanDevice via webpage.

Instructions for registering all of your devices can be found at rowan.edu/go/connect/device.





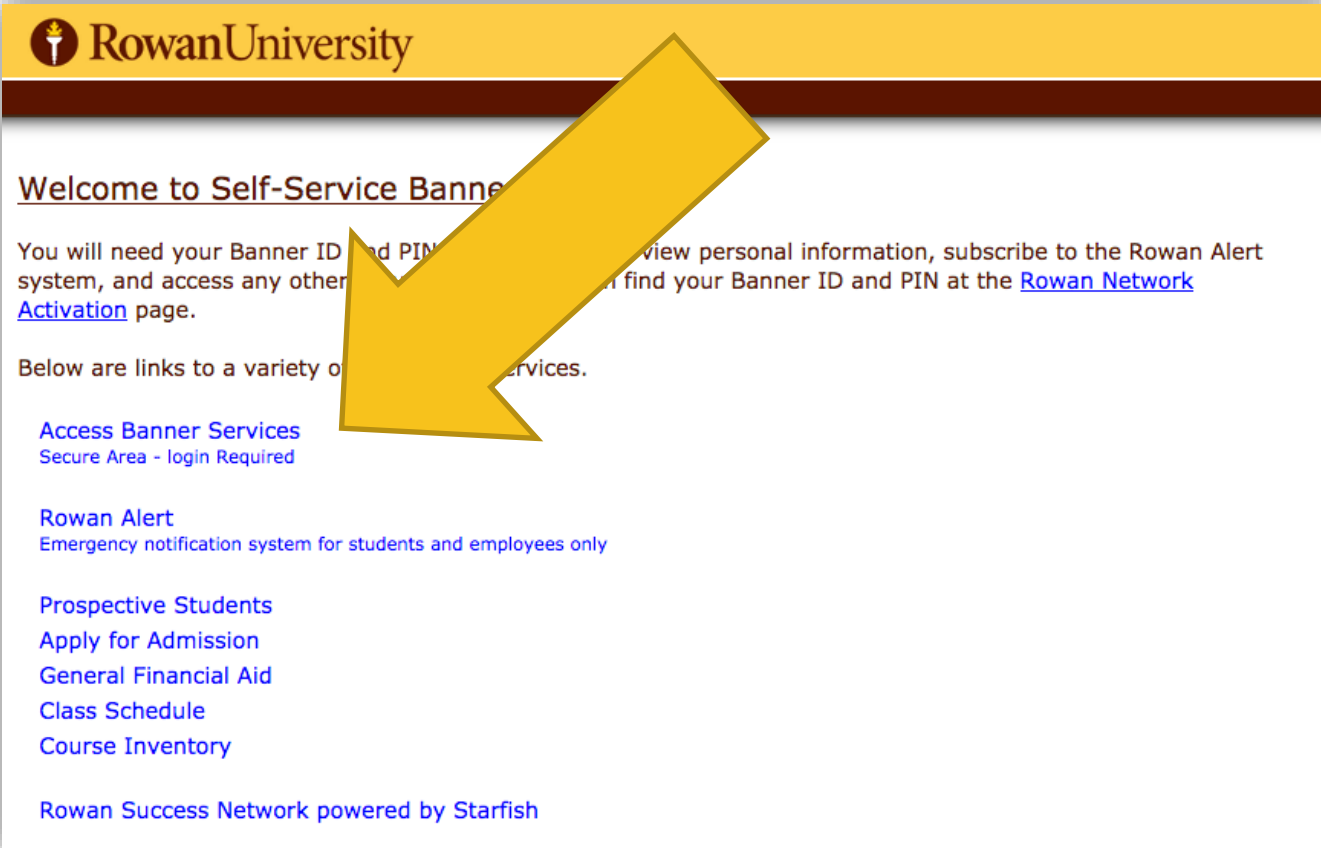
Resources that use your
BANNER ID & PIN


Banner

- University's system of record
- Register for classes, review grades and request transcripts
- Login with Banner ID & PIN
 - Banner ID is nine-digit number starting with 91XXXXXXX
- Available 24/7, on or off campus



To log in to Banner, go to rowan.edu/selfservice and select “Access Banner Services.”



 **RowanUniversity**


Welcome to Self-Service Banner

You will need your Banner ID and PIN to view personal information, subscribe to the Rowan Alert system, and access any other services. You can find your Banner ID and PIN at the [Rowan Network Activation](#) page.

Below are links to a variety of services.

- [Access Banner Services](#)
Secure Area - login Required
- [Rowan Alert](#)
Emergency notification system for students and employees only
- [Prospective Students](#)
 - [Apply for Admission](#)
 - [General Financial Aid](#)
 - [Class Schedule](#)
 - [Course Inventory](#)
- [Rowan Success Network powered by Starfish](#)

Then log in with your Banner ID & PIN.

**RowanUniversity**

Enter your Banner ID and your PIN. When finished, click the "Login" button.

You can find your Banner ID and PIN on the [Banner ID & PIN Activation](#) page. If you have simply forgotten your PIN, enter your Banner ID in the "User ID" field and then press the "Forgot PIN?" button.

Please note: ID is case sensitive.

To protect your privacy, please close your browser when you are finished.

User ID:

PIN:

A Critical System

- Course Registration
- Student Schedules
- Unofficial Academic Transcript
- Transfer Credit Report
- Bookstore Order
- Bursar Services
- Financial Aid Services
- Emergency Contacts
- GRAD
- Rowan Alert
- MyHousing
- Health Forms & Insurance Waiver
- Course Catalog
- Parking Permit
- NJ Transit Student Pass
- Scholarship Application
- Apply to Graduate

Forget Your Network Username or Your Banner ID?

- Go to id.rowan.edu to look it up or change it
- Banner ID printed on most orientation schedules
- Keep your Banner ID private
- PIN is initially your birthday in MMDDYY format

Learning Management Systems

A Learning Management System is a tool used to administer, document, and display educational content.



Blackboard

Is the LMS used for face-to-face courses on the Glassboro campus. Students can access Blackboard at rowan.blackboard.com



Canvas

Is the LMS used by Rowan Global for all completely online and some hybrid courses. Students can access Rowan Global courses at rowanonline.com

* Glassboro courses will be accessible via Blackboard unless otherwise noted during the registration process



Using Blackboard



Access

- Students will have access to Blackboard when courses are created
- Courses are created 30 days from the start of the semester
- Access into courses is made available 2 weeks prior to the start of the semester.



Use

- Use of Blackboard is held to the same standards as all technology used on campus.
- Distribution of course materials, submission of assignments, and grade progress.
- Check with your professor to determine if Blackboard will be used throughout the semester.



Support

- Access tutorials and tips on the Blackboard Student Help and Resources tab within Blackboard.
- Contact Rowan Support at support@rowan.edu.
- Provide a detailed description of your problem, the course the issue is occurring in, the instructor, and your section.



Rowan Resources

Office 365



Rowan University has collaborated with Microsoft to provide Office 365 to students, faculty and staff for free on their personal computers, Mac and PC. Learn more about Office 365 at rowan.edu/go/office.

Google Apps for Students

Rowan Google Apps for Students includes Gmail, Google Docs and Google Drive. Gmail is the primary mail application for students, and Google Drive offers unlimited storage for students. Visit rowan.edu/go/google to learn more.



Google Mail for Students

Email: <http://mail.students.rowan.edu>

- **Email is the official communication method for the University!**
- **Students can forward their email to another address easily.**
- **Students can use the Gmail app to access their email.**

Reset your password at id.rowan.edu.

Student Printing

Open Computer Labs

- Students can print from any computer in our open computer labs.

Printing Kiosks

- Students can install a printer driver on their computer that allows them to print to one of our printing kiosks located on main campus.
- Mobile Print app allows students to print from their mobile devices.
- Students use their Rowan ID Card at the printing kiosks to “release” their print job.

Costs

- Students receive a \$40 initial credit on the print system for each academic year.
- Regular laser prints cost \$.10/page.

Cable TV

- Television is available via coaxial cable in each residential unit, as well as over IPTV.
- To use cable via coax you need a tv with QAM Tuner. ClearQAM tuners are not fully functionally with the RowanTV System.
- Rowan TV is also accessible via an Amazon Fire TV or FireStick (\$40).
- Students can watch television on almost any mobile device through the University's streaming service, Stream2.
- The University's TV service also offers 20 hours of DVR storage per user and around-the-clock technical support.
- Visit rowan.edu/go/streamTV to learn more.





Information Resources & Technology

Free Online Training

for Rowan Faculty, Staff, and Students

Over 5,975 courses available 24/7

Learn on the go with iOS and Android apps

Improve the quality of your class or office work

Great for professional development

rowan.edu/irt

irt-training@rowan.edu

rowan.edu/lynda

Trending now....

Microsoft® Project 2013 Essential Training

Google Analytics Essential Training (2015)

Learn Excel 2016: The Basics

Programming Foundations: Fundamentals

Photoshop CC Essential Training (2015)

Learning PowerPoint 2016

Introduction to Graphic Design

Excel 2010 Essential Training

Social Media Marketing: Facebook and Twitter

AutoCAD 2016 Essential Training

HTML Essential Training

Avid Media Composer 8 Essential Training

Learning Access 2016

Lynda.com®
A LINKEDIN COMPANY

Need Computer Help?

Contact the Technology Support Center
for telephone/email support.

Call: 856-256-4400

Email: support@rowan.edu

Web: support.rowan.edu

Need Computer Help?

Or visit the Technology Assistance Center in Memorial Hall for in-person help.


- **Authorized Lenovo ThinkPad Service Center.**

Semester Hours

9 a.m. to 7 p.m. Monday through Thursday

9 a.m. to 5 p.m. on Fridays

Follow IRT on Social Media



@RowanIRT



facebook.com/RowanIRT

